

# Fact Sheet

November 2012

## California Children with Special Health Care Needs by Types of Condition and CCS Enrollment

### About this Topic

Children with special health care needs (CSHCN) are defined as those who have a chronic physical, developmental, behavioral, or emotional condition, and who also experience consequences due to their condition, such as above-routine use of health and related services or limitations in activities compared to other children. Additional indicators related to children with special health care needs, including data on demographics, the impact of conditions on children and their families, health insur-















### Children with Special Health Care Needs: 2009-2010

California	Percent
Children with Special Health Care Needs	10.6%
Children without Special Health Care Needs	89.4%

Definition: Percentage of children ages 0-17 with and without special health care needs.

Data Source: Child and Adolescent Health Measurement Initiative. 2007 National Survey of Children's Health. Accessed at <http://www.childhealthdata.org/learn/NS-CSHCN>. As cited in [Children with Special Health Care Needs: A Profile of Key Issues in California, Lucile Packard Foundation for Children's Health](#). (Oct. 2010).

### Children with Special Health Care Needs, by Type of Condition: 2009-2010

California	Percent	Range: 0 - 65%
Allergies	41%	
Anxiety problems	15%	
Arthritis or joint problems	LNE	
Asthma	35%	
Attention deficit disorder (ADD) or deficit hyperactivity disorder (ADHD)	23%	
Autism or autism spectrum disorder (ASD)	10%	
Behavior or conduct problems	12%	
Blood problems, including anemia and sickle cell disease	LNE	
Cerebral palsy	2%	
Cystic fibrosis	LNE	
Depression	8%	
Developmental delay	19%	
Diabetes	LNE	
Down syndrome	LNE	
Epilepsy or seizure disorder	3%	
Food allergies	11%	
Heart problems, including congenital heart disease	3%	
Intellectual disability or mental retardation	9%	
Migraine or frequent headaches	6%	
Muscular dystrophy	LNE	

Definition: Percentage of children ages 0-17 with special health care needs who have each health condition (e.g. in 2009-10, 35% of California children with special health care needs had asthma).

Data Source: Child and Adolescent Health Measurement Initiative. 2009-2010 National Survey of Children with Special Health Care Needs. Data Resource Center for Child and Adolescent Health, [www.childhealthdata.org/learn/NS-CSHCN](http://www.childhealthdata.org/learn/NS-CSHCN). As cited in [Children with Special Health Care Needs: A Profile of Key Issues in California, Lucile Packard](#).

ance coverage, and access to health care and other services, can be found at [kidsdata.org/CSHCN](http://kidsdata.org/CSHCN).

Most data in this topic come from the National Survey of Children with Special Health Care Needs and the National Survey of Children's Health, which are available only at the state and national level. The surveys are conducted via phone interviews with parents. For more information, see the Data Source links.

The [number](#) and [percent](#) of active enrollees in the California Children's Services (CCS) program (i.e., enrollees with paid claims), by age group and county, come from a report compiled by the Stanford Center for Policy, Outcomes and Prevention. The CCS program helps to ensure access to essential health care services for California children ages 0-21 with serious diseases.

It is a joint state/county program that provides medical case management and health care service authorization to eligible children. For more information and eligibility criteria, visit the [CCS site](#). CCS eligibility extends to children with chronic diseases as well as to those with acute injuries; therefore, many, but not all, CCS enrollees can be considered 'children with special health care needs'

#### Total Number of Active Enrollees in the California Children's Services (CCS) Program: 2009

California	Number
Under Age 1	24,044
Ages 1-21	125,278

#### Percentage of All Children in California Who Are Active Enrollees in the CCS Program: 2009

California	Percentage
Under Age 1	4.9%
Ages 1-21	1.1%

Definition: Number of active enrollees in the California Children's Services (CCS) program (i.e., enrollees with paid claims), by age group and county.

Data Source: Wise, P. H., Sundaram, V., Chamberlain, L., Wang, E., Saynina, O., Chan, J., & Chan, K. et al. (2011). *California Children's Services Program analysis: Final report (March 23, 2012 revision)*. Stanford Center for Policy, Outcomes and Prevention, Stanford University; U.S. Census Bureau, Decennial Census. Accessed online at <http://factfinder2.census.gov/faces/nav/jsf/pages/index.xhtml> (April 2012).

## Why Is This Topic Important?

A significant number of children have ongoing physical, behavioral, mental, or emotional conditions that can affect their ability to function and participate in activities important to their development and, in some cases, can shorten their lives (1). These children typically require health care and related services of a type and amount beyond that required by children generally. Their needs may also place demands on other child-serving resources such as child care, schools, and recreational programs. Because of these additional demands, caregivers and families of children with special health care needs often make personal sacrifices in terms of employment, residence, and the pursuit of social interests (1). In 2009-10, an estimated 15% of U.S. children ages 0-17 had one or more special health care needs (2).

## How Are Children Faring?

In 2009-10, 10.6% of children ages 0-17 in California had special health care needs, compared to 15.7% in all other states. The most commonly reported health condition in California was allergies (41%), followed by asthma (35%), attention deficit disorder (23%), and developmental delay (19%). In addition, 52% of California's CSHCN had two or more chronic conditions, and many of these children have very complex needs. For example, almost 30% of CSHCN have functional limitations, meaning they struggle to do the things most children of the same age do.

In 2009, almost 150,000 children and youth were active enrollees in the [California Children's Services \(CCS\)](#) program (i.e., they had at least one paid claim that fiscal year). This equates to 4.9% of all children under age 1 and 1.1% of all children and youth ages 1-21 in California. The percentages of active enrollees varied widely at the county level, ranging from 2.0% to 14.2% for children under age 1 and from 0.4% to 2.3% for children and youth ages 1-21.

*View references for this text and additional research on this topic:*

<http://www.kidsdata.org/data/topic/dashboard.aspx?cat=14#whatitis>